







# Nontraditional Sport Seasons

1. What community college do you represent?		
		Response Count
		18
<i>answered question</i>		<b>18</b>
<i>skipped question</i>		<b>1</b>

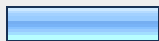


2. Does your college intend on participating in Nontraditional sports			
		Response Percent	Response Count
Yes		66.7%	12
No		16.7%	3
Don't Know		16.7%	3
<i>answered question</i>			<b>18</b>
<i>skipped question</i>			<b>1</b>

3. Will you be setting up a separate budget in addition to what is currently set aside for sports? Theoretically, having a whole other season for sports would also mean a whole set of games, travel, uniforms, etc.			
		Response Percent	Response Count
Yes		5.6%	1
No		77.8%	14
Don't Know		16.7%	3
<i>answered question</i>			<b>18</b>
<i>skipped question</i>			<b>1</b>



#### 4. Which sports will have Nontraditional Sport Seasons?

	Yes	No	Don't Have	Don't Know	Response Count
Baseball – Fall (men)	<b>64.7% (11)</b>	5.9% (1)	11.8% (2)	17.6% (3)	17
Basketball (men)	<b>64.7% (11)</b>	11.8% (2)	5.9% (1)	17.6% (3)	17
Basketball (women)	<b>58.8% (10)</b>	11.8% (2)	11.8% (2)	17.6% (3)	17
Soccer	<b>37.5% (6)</b>	25.0% (4)	6.3% (1)	31.3% (5)	16
Softball – Fall	<b>60.0% (12)</b>	10.0% (2)	5.0% (1)	25.0% (5)	20
Tennis	17.6% (3)	<b>29.4% (5)</b>	<b>29.4% (5)</b>	23.5% (4)	17
Volleyball (men)	0.0% (0)	15.4% (2)	38.5% (5)	<b>46.2% (6)</b>	13
Volleyball (women)	<b>42.1% (8)</b>	10.5% (2)	15.8% (3)	31.6% (6)	19
Water Polo	<b>33.3% (6)</b>	22.2% (4)	<b>33.3% (6)</b>	11.1% (2)	18
Wrestling	20.0% (3)	13.3% (2)	<b>40.0% (6)</b>	26.7% (4)	15
	<b>answered question</b>				<b>19</b>
	<b>skipped question</b>				<b>0</b>



#### 5. Will you be setting up new courses for these Non Traditional Sports Seasons?

		Response Percent	Response Count
Yes		16.7%	3
No		<b>61.1%</b>	11
Don't Know		22.2%	4
	<b>answered question</b>		<b>18</b>
	<b>skipped question</b>		<b>1</b>





#### 6. If so, how will you be staffing these classes?

		Response Percent	Response Count
Full Time Faculty		0.0%	0
Part Time Faculty		22.2%	2
Don't Know		<b>77.8%</b>	7
	<b>answered question</b>		<b>9</b>
	<b>skipped question</b>		<b>10</b>

**7. Is this the first time you have heard about the newly COA-sanctioned Non Traditional Sport Season legislation?**

		Response Percent	Response Count
Yes		15.8%	3
No		84.2%	16
		<b>answered question</b>	<b>19</b>
		<b>skipped question</b>	<b>0</b>

**8. Would you like to know more about this?**

		Response Percent	Response Count
Yes, a session at the upcoming CIO conference		31.6%	6
Yes, a white paper or position paper		42.1%	8
No		21.1%	4
Yes, Other		5.3%	1
		Yes, Other (please specify)	2
		<b>answered question</b>	<b>19</b>
		<b>skipped question</b>	<b>0</b>